











Your Data

As we conduct the investigation, record the time of each beacon call in the second column, and which bucket you put your token in at that time. Make sure you place your tokens in order, and make sure to check your work!

Token	Beacon Time	Bucket #
		
		
		
		
		
		
		
		
		
		

Your Classroom Map

In the diagram below, mark the locations of each of the buckets. Then mark which token you dropped in which bucket. Do you notice any patterns? Were there buckets you never visited? Does this tell you anything about the way you move through your classroom?



Classroom Data

At the end of the activity, count up the number of tokens in each of the classroom buckets. Record the number in the second column in the chart below. Do you notice any patterns in the data?

Bucket Number	Number of Tokens
1	
2	
3	
4	
5	
6	
7	
8	
9	
10	